

■ Specifications

Model	XJ-A255	XJ-A250	XJ-A245	XJ-A240	XJ-A155	XJ-A150	XJ-A145	XJ-A140	XJ-A135	XJ-A130	
Brightness*1	3000 ANSI lumens		2500 ANSI lumens		3000 ANSI lumens		2500 ANSI lumens		2000 ANSI lumens		
Contrast ratio	1800:1										
Estimated light source life	Up to 20,000 hours										
Keystone correction	+30° (auto) ±30° (manual)										
Focusing	Manual power focus										
Projection lens	2X optical power zoom lens										
Projection screen size	18~300-inch					15~300-inch					
Projection range	60-inch screen: 1.4m~2.8m, 100-inch screen: 2.4m~4.8m Minimum range: 0.84m					60-inch screen: 1.7m~3.4m, 100-inch screen: 2.8m~5.6m Minimum range: 0.84m					
Projection system	DLP® system										
Display element	WXGA 0.65-inch DLP® chip 1,024,000 pixels (1,280x800)					XGA 0.55-inch DLP® chip 786,432 pixels (1,024x768)					
Color reproduction	Full color (16.77 million colors)										
RGB input	Display resolution	WXGA Real (1,280x800), Compressed: Maximum UXGA (1,600x1,200)					XGA Real (1,024x768), Compressed: Maximum UXGA (1,600x1,200)				
	Input terminal	RGB mini D-Sub 15 pinx1 (Also serves as YCbCr/YPbPr input terminal.)									
Digital input	Input terminal	HDMI Type A x1 (480P~1080P)									
	Signal systems	NTSC/PAL/PAL-N/PAL-M/PAL60/SECAM									
Video input	Input terminal	Composite: AV terminal (3.5mm mini-jack) (Also serves as audio terminal.) Component: Also serves as RGB mini D-Sub 15 pin.									
	Input/output terminal	3.5mm mini-jack x 1 (Also serves as video input terminal.)									
Audio	Input/output terminal	3.5mm mini-jack x 1 (Also serves as video input terminal.)									
	Speaker	1W monaural									
Other terminals	USB	(USB terminal on rear)*2 USB (2.0-compliant) Type A x1	—	(USB terminal on rear)*2 USB (2.0-compliant) Type A x1	—	(USB terminal on rear)*2 USB (2.0-compliant) Type A x1	—	(USB terminal on rear)*2 USB (2.0-compliant) Type A x1	—	(USB terminal on rear)*2 USB (2.0-compliant) Type A x1	—
	Control terminal	RS-232C x 1 (Separately-sold YK-5 serial conversion cable required for connection.)									
Wireless compatibility	IEEE 802.11b/g*3	—	IEEE 802.11b/g*3	—	IEEE 802.11b/g*3	—	IEEE 802.11b/g*3	—	IEEE 802.11b/g*3	—	
Power source	AC 100V~240V, 50/60Hz										
Power consumption	Operating: 190W (Eco mode-on level 1) / Standby: 1W or less										
Dimensions (WxHxD)	297x43x210mm (including projections)										
Weight	2.3kg										
Remote control	Wireless remote controller										
Security compatibility	Kensington-compatible, Power-on password										
Other functions	Direct power-on, Direct power-off, Digital zoom (2X), Rear-projection, Freeze, Pointer, Color mode, Eco mode, Blank, Ceiling mount*4										
Included accessories	Wireless remote controller / AC power cord / RGB cable / Special AV cable / Instruction manual (on CD-ROM)*5 / Quick reference / Warranty card / Soft case										

\*1 When Eco mode-off level 1 \*2 Connectable equipment: Multi-projection camera YC-430/400, CASIO digital camera/USB memory (commercially available) (Compatible digital camera models and confirmed-compatible USB memory devices to be published on the CASIO website), CASIO graphing scientific calculators \*3 A wireless module that attaches to a dedicated terminal inside the main unit is supplied. \*4 Metal ceiling-mount fittings required. Installation work charged separately. \*5 Accessory software provided on CD-ROM is compatible with Windows® 7 (32/64 bit), Windows Vista® SP2 (32/64 bit) and Windows® XP SP3.




This light projects the way to the earth's bright future.



■ Options


Product	Model	XJ-A255/A245/A155/A145/A135	XJ-A250/A240/A150/A140/A130
Wireless adapter	YW-3	Supplied	—
Serial conversion cable	YK-5	Yes	Yes

■ Connection Interfaces




- AV terminal**  
Connect a VCR, video camera or other audio-visual equipment to the AV terminal and use it as a VIDEO input terminal for projecting images. You can also use it as an AUDIO input (output) terminal to play back audio recordings from a PC on the built-in speaker.  
\*Audio playback with the speaker or connection to external speaker for presentations made from a USB memory device is also possible.
- Computer terminal**  
Images can be projected on a PC screen by simply connecting the PC to the RGB input terminal.
- HDMI terminal**  
AV equipment such as HD televisions and DVD recorders can be connected to the HDMI terminal with a single cable. This enables you to project high-definition images on a large screen while maintaining high image quality.
- USB terminal (XJ-A255/A245/A155/A145/A135)**  
To make presentations without a PC, simply save your presentation materials in a commercially available USB memory stick and insert it into the USB terminal.  
\*See our Web site for USB memory sticks with confirmed compatibility.

■ Linkage to CASIO Digital Equipment



[Digital cameras] EXILIM  
Project your photos and videos directly.

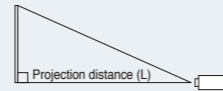


[Scientific Calculators] fx-9860G-A  
Not only can you project graphs generated by your calculations directly, but you can actually visualize and project calculator operations on a PC screen.

■ Projection Distances

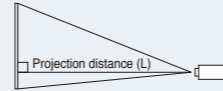
**XGA (4:3) models**

Screen size	Wide (L)	Telephoto (L)
40-inch	1.1m	2.2m
60-inch	1.7m	3.4m
80-inch	2.3m	4.5m
100-inch	2.8m	5.6m
150-inch	4.3m	8.5m
200-inch	5.7m	11.3m



**WXGA (16:10) models**

Screen size	Wide (L)	Telephoto (L)
40-inch	1.0m	1.9m
60-inch	1.4m	2.8m
80-inch	1.9m	3.8m
100-inch	2.4m	4.8m
150-inch	3.6m	7.2m
200-inch	4.8m	9.6m



\*Projection distances are rough indications for use as references during setup.

■ Safety precautions

Read the instruction manual carefully before using these products to ensure safe use.

- Warning:** Do not use a power source voltage, connection cord or AC adapter other than those specified. Doing so could result in fire or electric shock.
- Caution:** Do not position this product in a place where it might come into contact with water, moisture, steam, dust or oily smoke or in a high-temperature location. Doing so could result in fire, electric shock or equipment failure.
- Contact a nearby dealer for inquiries concerning this catalogue. If you have questions your dealer cannot answer, inquire at the contact address shown below. •Be sure you receive your warranty with the date of purchase, dealer name and other required items filled in at the time of purchase. •The specifications, designs, etc., presented in this catalogue are subject to change without notice. The colour tones of the products shown may differ from the actual products due to printing. •Screen images shown are superimposed graphics. •Product prices do not include installation fees, shipping charges, incidental work costs, etc. •Be sure to set up the equipment properly according to the directions in the instruction manual. Failure to make connections properly or attempts to make alterations may result in accidents. CASIO can accept no responsibility under such circumstances. •The figures for brightness are averages for the products as a whole at the time of shipment and are in compliance with the ISO2118-2005 Data Projector Specifications. The measurement method and conditions are based on Appendix 2. •This device complies with the current JIS C 61000-3-2 harmonic standard. •This device is a Class 1 laser product that complies with the IEC60825-1 standard.
  - DLP and the DLP medallion logo are registered trademarks of Texas Instruments of the United States. Digital Light Processing is a trademark of Texas Instruments of the United States. •Windows and Windows Vista are registered trademarks of Microsoft Corporation of the United States and/or other countries. •XGA is a registered trademark of International Business Machines Corporation of the United States. •The HDMI Logo and High-Definition Multimedia Interface are trademarks or registered trademarks of HDMI Licensing, LLC. •Other company or product names in this catalogue are either trademarks or registered trademarks of their respective owners.

<http://world.casio.com/>



BS0912-030001A Printed in Japan

World's First\* Mercury-Free High-Brightness Projector

GREEN SLIM  
PROJECTOR



\*Among data projectors with a brightness of 2000 lumens or more. Source: November 2009 CASIO investigation

# The High-Brightness Projector Enters a New Era of Mercury-free, Long-life Light Sources.

10 New Styles to Choose From!

WXGA Real

A4-size / 2.3kg



3000  
ANSI lumens

XJ-A255

USB memory compatible Wireless connection compatible

XJ-A250

2500  
ANSI lumens

XJ-A245

USB memory compatible Wireless connection compatible

XJ-A240

XGA Real

A4-size / 2.3kg



3000  
ANSI lumens

XJ-A155

USB memory compatible Wireless connection compatible

XJ-A150

2500  
ANSI lumens

XJ-A145

USB memory compatible Wireless connection compatible

XJ-A140

2000  
ANSI lumens

XJ-A135

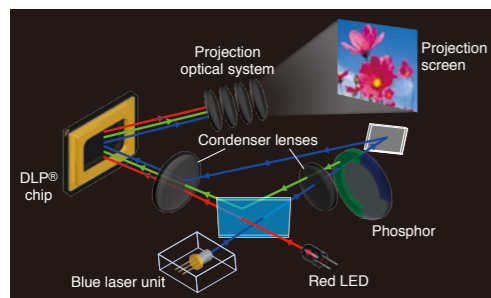
USB memory compatible Wireless connection compatible

XJ-A130

## Ecology

### Laser & LED Hybrid Light Source supporting high-brightness projection without mercury

CASIO has applied its unique new Laser & LED Hybrid Light Source to achieve breakthrough development of a mercury-free high-brightness projector. Adopting a new semiconductor-based light source system combining a blue laser, phosphor and a red LED, we have achieved both high-brightness performance enabling projection in well-lit rooms and environmental friendliness with mercury eliminated from the light source.

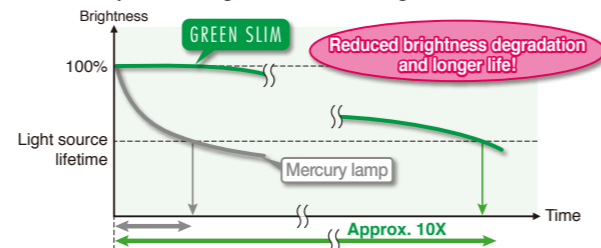


**Revolutionary new light source technology**  
CASIO developed a new semiconductor light source technology combining a red LED, phosphor and a blue laser. This source achieves high luminance safely by employing a phosphor device to modify the wavelengths and phases of blue laser light.

## Economy

### Long-life light source with reduced brightness degradation

Adopting a new semiconductor-based system has enabled CASIO to realize a long light source life of approximately 20,000 hours. Compared with conventional high-brightness projectors employing mercury lamps, this cuts the cost as well as the time and effort involved in exchanging lamps dramatically, while at the same time maintaining clear, high-quality images over an extended period by reducing the tendency toward degradation of the brightness.




### Mobile configuration for carrying convenience

## SLIM DESIGN

CASIO's innovative mobile styling has resulted in an A4-size projector that measures just 43 mm in thickness and 2.3 kg in weight. It slips neatly into a slim briefcase and travels with you easily to presentations outside your office.

[Full-size image]

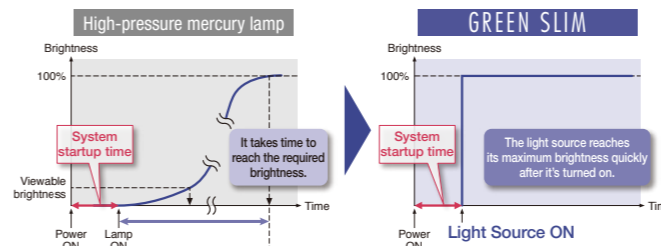
43mm



## Usability

### Quick startup/shutdown for presentation ease

The projector reaches its maximum brightness as quickly as 8 seconds after it's turned on, significantly shortening the time before you start your presentation. Since it doesn't need time to cool down afterwards, either, you can conduct your presentations cleanly and efficiently, from setting up to packing up.

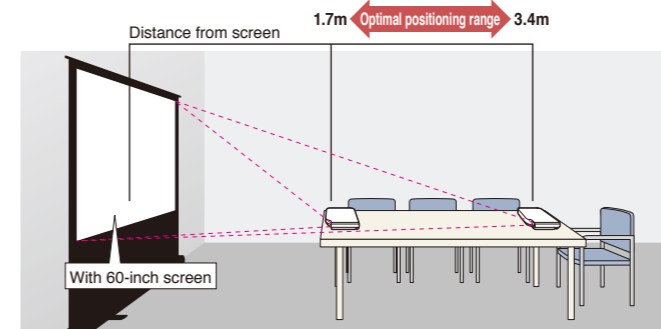


## Commitment to usability

### Wide-angle 2x zoom capability

The wide-angle 2x zoom lens boosts magnification to the highest level among data projectors.\* This zoom capability enables the projector to project optimally sized images from close to the screen or farther away as well as to correct screen distortions resulting from the projector's positioning automatically.

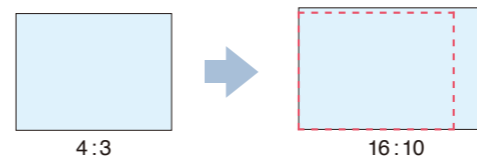
\*Source: November 2009 CASIO investigation



This positioning example is for XGA (4:3) models.

### WXGA Real & XGA Real projection

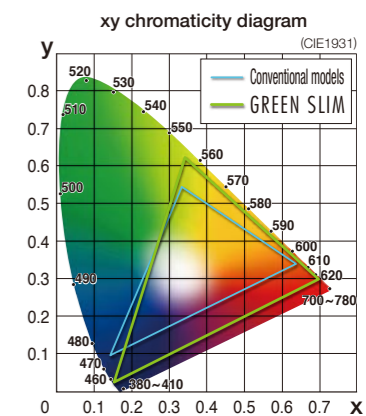
The product lineup includes both 1,280 x 800 dot (16:10) WXGA Real and 1,024 x 768 dot (4:3) XGA Real models that realize high-density images benefiting fully from high resolution. They also support 1,600 x 1,200 dot UXGA compressed presentation.



## Quality

### Enhanced colour reproduction for higher-impact presentations

The dramatically enhanced colour purity achieved by our Laser & LED Hybrid Light Source technology results in superior colour reproducibility and brighter, more beautiful colouration. High-purity colour visual effects also generate brighter images, enabling you to present clear, powerful visuals that conventional projectors can't match.



### Four colour modes

The projectors are equipped with four colour modes you can select from depending on the venue and content of your presentation. A full range of contents, from text and graphs to moving and still images can be projected with optimal effect.

- **Standard:** Suitable for general presentations emphasizing colour expression
- **Graphic:** Suitable for natural-looking presentation of photos, etc.
- **Theater:** Suitable for showing dark or shaded areas in movies clearly
- **Blackboard:** Suitable for high-visibility projection of images on a blackboard

■ IEEE802.11b/g wireless function support  
(Supported models: XJ-A255/A245/A155/A145/A135)

■ USB 2.0 hosting function for use without a PC  
(Supported models: XJ-A255/A245/A155/A145/A135)

■ Built-in speaker for convenient BGM or sound effect playback

■ Easy, attractive ceiling mounting (option)

